










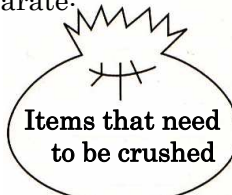
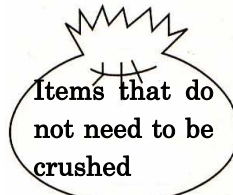
















2025 Waste Classification and Disposal
















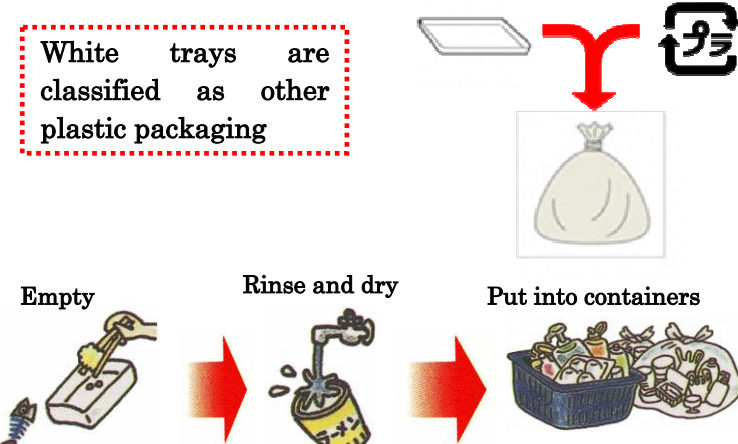
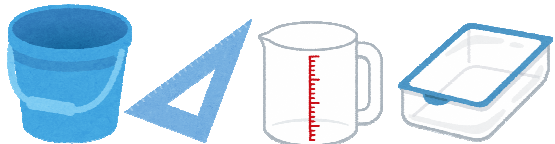




• Myoko City Hall Division of Environment and Civic Life
Tel. 74-0031

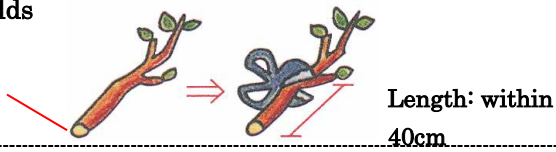

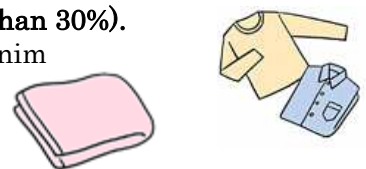

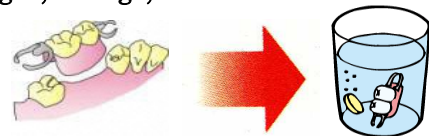


• Myoko Kogen Branch Office
Tel. 74-0047

• Myoko Branch Office
Tel. 74-0050

— Please respect the rules when throwing out your waste. —

Category		Disposal				Notes	
Use Myoko City designated garbage bags	COMBUSTIBLE	 Kitchen waste ※Drain to remove excess water	 Diapers ※Remove feces	 Wastepaper Tissues, photographs	 Leather or rubber goods Shoes, bags, clothes	<div>OTHER ACCEPTED ITEMS</div> <ul style="list-style-type: none">• ski shoes (Cross-country skiing)• disposable lighters (empty)• sea or crab shells• fireworks (wet)• scraps of aluminum foil• video tapes• crayons• school bags• plastic flower pots• refrigerants• small drying agents <div>Put into Myoko City's designated garbage bags</div>  <div>The garbage not in designated garbage bags will not be collected.</div>	<ul style="list-style-type: none">•The garbage bags from before the city merger and an old sticker cannot be used.•Put into Myoko City's designated combustible garbage bags written in orange.•When using old designated garbage bags, please buy a sticker and stuck on them.•Long or big items should be cut down no bigger than 40cm.•If the items are too large, either take them to the Arai Recycling Center or dispose of them as metal large plastic items.•Dispose of used oil by soaking it up with cloth.
	INCOMBUSTIBLE	 Coal ash	 Dirtied bottles	<div>OTHER ACCEPTED ITEMS</div> <ul style="list-style-type: none">• flower vases• water tanks• tableware made of china and glass• broken fluorescent lights• containers for pesticides• insecticides• broken bottles• mirrors• bricks• tiles• oil-based clay <div>Put into Myoko City's designated garbage bags (incombustible garbage bag)</div> <div>Please separate:</div> <div> Items that need to be crushed</div> <div> Items that do not need to be crushed</div>	<ul style="list-style-type: none">•The garbage bags from before the city merger and an old sticker cannot be used.•Separate powder (ash) and fragments (broken china, glass).•Wrap broken glass with paper and write “ガラス”on it.•Items which contain asbestos must be wet thoroughly and disposed of separately. Label the bag with “石綿”.		
Throw into containers without garbage bags	EMPTY BOTTLES	 Glass bottles for drinks, food and cosmetics	 Empty and remove caps	 Rinse and dry	 Put into containers	<div>※It is not necessary to sort bottles by color</div> <div>Returnable Bottle Mark</div>  Return bottles to store	<ul style="list-style-type: none">•Metal caps are classified as cans. Plastic caps are classified as other plastic packaging.•Stained bottles, and broken bottles are classified as incombustible.•Return beer, Sake (Japanese alcohol) or milk bottles to stores.
	PET BOTTLES	 Plastic bottles for drinks, liquors and seasonings marked as PET	 Take off cap and label	 Rinse and dry	 Put into containers or nets	 PET Marked with this symbol	<ul style="list-style-type: none">•Plastic bottles not baring the PET symbol are Other Plastic Packages.•Metal caps are “Cans” Plastic caps are Other Plastic Packages.•Bottles which contained pesticides or are dirtied are combustible.•PET bottles are also collected in front of super markets
	EMPTY CANS	 Beer, juice, sweets, candies, spray or paint cans	 Empty and remove lid	 Rinse and dry	 Put into containers	<div>※Do not crush cans. If you accidentally do, you can throw them away as they are.</div>	<ul style="list-style-type: none">•Sprays and gas cylinders must be empty. Be sure to remove the gas following the instruction.•Containers which contained hardened contents as paint are classified as incombustible. If the layer remaining thin the container is classified as a can.
	METAL, LARGE PLASTIC ITEMS	 Pans, kettles, pots, umbrellas, scissors, knives, stoves, cooking gas stoves, needles, nails	<div>※Televisions, refrigerators, freezers, washing machines ,drying machines, air conditioners are not collected.</div> <div>OTHER ACCEPTABLE ITEMS</div> <ul style="list-style-type: none">• vacuum cleaners• electric blankets• stove sheets• wall clocks• fan heaters• word processors• telephones• hairdryers• helmets• printers• electric fans• flashlights• shovels• large plastic items <div>The following items are acceptable but should preferably be brought to the Arai Recycling Center</div> <ul style="list-style-type: none">• TV, game consoles• CD players• mobile phones• electronic dictionaries <div>Put into containers</div> 	<ul style="list-style-type: none">•Items must not exceed the following dimensions: 1m×40cm×40cm and must be less than 15kg (capable to be carried by one person).•Needles and nails should be placed in metal containers, such as cooking pots or empty cans to avoid scattering.•Don't forget to remove batteries and fuel from heaters or stoves.•Empty vacuum-cleaners (combustible waste) before disposal.•The rules are equally applicable for large plastic items.•Please dispose of small household appliances at the Arai Recycling Center.			

Category		Items and disposal				NOTES	
Put into provided containers without designated City bags	BATTERIES, FLUORESCENT LIGHTS, ELECTRIC BULBS	<div><div><p>Only square and cylindrical dry batteries of Alkaline or Manganese; sizes D, C, AA, AAA, or N and Lithium Ion batteries coin battery ※ Insulate with adhesive tape before disposal</p></div><div><p>Fluorescent tubes, electric bulbs, compact fluorescent light bulbs, glow lamp bulbs, LED lamp, glow starter, mercury lamp</p></div><div><p>Mercury thermometers Mercury clinical thermometers</p></div><div><p>Ni-Cd Ni-MH Li-ion</p><p>Rechargeable batteries are marked with these symbols.</p></div><div><p>Put into containers</p></div></div> <div><ul style="list-style-type: none">It is not necessary to put fluorescent lights into packaging.Bring button cells and rechargeable batteries to designated boxes in stores. When disposing of the batteries put masking tape on the batteries' terminals.Put masking tape on the batteries terminals and put into a paper bag if it is difficult to bring button cells to Arai Recycling Center.Broken mercury thermometers and fluorescent tubes are incombustible.</div>					
	OLD PAPER, PAPER PACKAGES	<div><p>Newspaper</p><ul style="list-style-type: none">Tie into bundles with string.Don't put paper in plastic or paper bags.</div>	<div><div><p>Rinse and dry</p></div><div><p>Flatten</p></div><div><p>Put into container</p></div><div><p>Drinking packs are marked with this symbol</p></div></div> <div><ul style="list-style-type: none">Applicable to juice and milk packs with white insides.Packs with silver insides are classified as combustible garbage.Also collected in front of super markets.</div>	<div><p>All other papers (magazines, pamphlets, and paper marked with the corresponding symbol) can be disposed of together.</p><div><p>Put in a paper bag or tie into bundles with string.</p><p>Put into containers</p></div><div><p>Attention: The following items are combustible</p><p>Tissue papers, dirty paper, receipts, paper with aluminum coating, plastics-coated paper, carbon paper, water repelling</p></div></div> <div><ul style="list-style-type: none">Applies to all paper items other than newspapers and drinking packs.Examples: Candy wrappers, tissue boxes, rice-bags and other paper packaging.Put into a paper bag or tie into bundles and place in containers.Includes paper written on in crayons or markers.Remove the windows of envelopes with cellophane.Remove tape.</div>			
	CARDBOARD, PLASTIC PACKAGING	<div><div><p>Flatten</p></div><div><p>Put into containers</p></div><div><p>Cardboard is marked with this symbol</p></div><div><p>Structure of cardboard</p></div></div> <div><ul style="list-style-type: none">Remove staples and tape.Fold cardboard into sheets smaller than 1m and tie into bundles.</div>	<div><div><p>White trays are classified as other plastic packaging</p></div><div><p>Empty</p><p>Rinse and dry</p><p>Put into containers</p></div><div><p>Plastic is marked with this symbol</p><div><p>ACCEPTED ITEMS</p><p>Candy wrappers, ice cream cups, shampoo bottles, plastic bags, white and colored trays, egg packs, Cup-Ramen cups, wrappers of medicines, plastic lids, tubes (tooth paste), straw wrappers, nets for fruits and vegetables, files, packs with silver colored interiors, Styrofoam packing material, detergent bottles.</p></div></div></div> <div><ul style="list-style-type: none">Applicable to all product wrappers.Put small pieces of plastic into a plastic bag (not necessarily clear) to prevent scattering. Please do not stack multiple bags.Put in a plastic bag such as Candy wrappers.Dirty plastic items are classified as combustible.Also collected in front of super markets.</div>				
	PLASTIC CONTAINERS	<div><p>ACCEPTED ITEMS</p><ul style="list-style-type: none">hangerwashbowlrulermeasuring cupplanterbucketwatering can</div> <div><p>What are plastic containers?</p><p>Plastic containers are made of plastic materials which is not marked with this symbol and are NOT dirty.</p></div> <div><ul style="list-style-type: none">Items must not exceed the following dimensions: 40cm×40cm×40cmPut into blue containers or nets.Put small pieces of plastic into a plastic bag (not necessarily clear)</div>					
	USED COOKING OIL	<div><div><p>Filter the oil</p></div><div><p>Close the bottle</p></div><div><p>Put into containers</p></div><div><p>ACCEPTED OILS</p><ul style="list-style-type: none">rapeseed oilsoybean oilcorn oilsunflower seed oilsesame oilold cooking oilsalad oil</div></div> <div><ul style="list-style-type: none">Pour oil into plastic bottles or PET bottles and close the cap tightly. Then place them in containers.Do not use glass bottles as they could break.Unopened oil cans can be placed in containers as they are.Oil should be liquid. Do not solidify with powder or chemicals.Only vegetable oil can be disposed of (excludes animal fats).</div>					

Category	Items		Notes	Collection site
HORTICULTURAL WASTE WOOD	Branches or garden clippings from regular households Diameter: within 10 cm  Length: within 40cm	<ul style="list-style-type: none">●Cut down big branches to 40cm (length) X 10cm (diameter), put them into designated city garbage bags and dispose of them as combustible waste.●Do not tie with string.	<div>Collection isn't possible on<ul style="list-style-type: none">- Sundays, holidays, 2nd and 4th Saturdays of each month- From August 11th to 16th- From December 29th to January 4th</div>	Each City's collection site
	Wood and branches, log, stacks No diameter or length restriction (As long as it can be transported on a vehicle)	<ul style="list-style-type: none">● Don't bind it.※Citizens of Myoko can receive chip for free Things that can't be collected Demolition debris and wood with nails or any other metallic object		Kawamura Shop (Nakagawa 1-27, Myoko-shi)
SMALL HOUSEHOLD APPLIANCES	Laptops, portable DVD players, portable TVs, Mobile phones, game consoles and cartridges, electric dictionaries, external hard-drives and other electronic gadgets. These objects should be within the following dimensions: 40cm X 40cm X 20cm and fit in the provided box.	<ul style="list-style-type: none">●If disposed of as metal, rare metals that these items contain are not recycled. Please bring these items to the respective collection site.		Myoko City Hall Myoko Branch Office Myoko Kogen Branch Office Arai Recycling Center Arai Fureai Assembly Hall
THROWAWAY CHOPSTICKS	Throwaway chopsticks, bamboo chopsticks, wooden ice cream spoons and sticks. 	<ul style="list-style-type: none">● Wash and dry them and bring them to the corresponding collection site.※Please refrain from using throwaway chopsticks. Throwaway chopsticks are collected free of charge and are recycled into paper in paper plants. The City appreciates your efforts in recycling them.		Arai Recycling Center Myoko City Hall Myoko Branch Office Myoko Kogen Branch Office Arai Fureai Assembly Hall
COTTON CLOTHES	Cotton products (containing more than 30%). Sheets, towels, clothes, T-shirts, denim (excludes briefs and panties). 	<ul style="list-style-type: none">● Please bring the washed items to the collection site.●Does not include clothes made completely of chemical fibers, small cotton items (e.g. briefs, panties, handkerchiefs, socks, caps) and wool.※ To promote recycling of cotton clothes, they are collected and processed into cleaning rags at the welfare workshop "Rindou no Sato". The drop-off of cotton clothes is free of charge and the city appreciates your contributions.		
DISPOSABLE HEAT PADS	Used disposable heat pads 	<ul style="list-style-type: none">●Please place only used disposable heat pads into the container.●Unused and unopened disposable heat pads can not be disposed of here.※Iron comprised in the pads serves as a nutrient for phytoplankton. The propagation of phytoplankton leads to the growth of seaweed and seaweed beds, which are habitats for fish. The amount of CO₂ absorbed by the photosynthesis done by phytoplankton and seaweed is said to be many times more than the CO₂ absorbed on land. Thus sustaining the ecosystem of the ocean serves as a measure against global warming. The drop-off of disposable heat pads is free of charge and the city appreciates you efforts for the environment.		
ARTIFICIAL TEETH, DENTURES	Dentures, artificial teeth, bridges, fillings, crowns 	<ul style="list-style-type: none">●Sanitize dentures and artificial teeth in boiling water or with denture cleansers.●Items have to be put in plastic bags available at the provided boxes.●Dentures and artificial teeth without metal are classified as combustible.※False teeth will be handed over to the NPO "Hotto Myoko Takenoko Workshop". After that a specialized organization retrieves precious metals and proceeds with the recycling. The collection of false teeth is free of charge. Please support our activity.		Myoko City Hall Myoko Branch Office Myoko Kogen Branch Office Arai Fureai Assembly Hall
REUSABLE ITEMS	Things that you don't want any more but could be useful to someone else such as clothes, bags, tableware, .. 	<ul style="list-style-type: none">● Clothing and fabric (t-shirts, suits, ski wear, sweater, gloves, necktie, sheets, towels, futon covers, blankets, etc.) →● Bags (handbags, leather bags, shoulder bags, backpack, etc.) →● Porcelain, glass tableware (plates, bowls, cups, mugs, glasses, etc.) →	<div>※ Have to be put in plastic bags(clothes have to be washed)</div> <div>※Have to be put in a cardboard box</div>	Myoko Branch Office Myoko Kogen Branch Office Arai Recycling Center
INK CARTRIDGE	Used ink cartridge and toner cartridge 	<ul style="list-style-type: none">● Please place used ink cartridge and toner cartridge into the container.● Unused ink cartridge and toner cartridge can be disposed of here.		Myoko City Hall Myoko Branch Office Myoko Kogen Branch Office Arai Fureai Assembly Hall Arai Recycling Center Myoko Clean Center